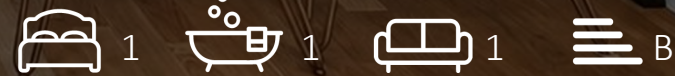


STOREYS



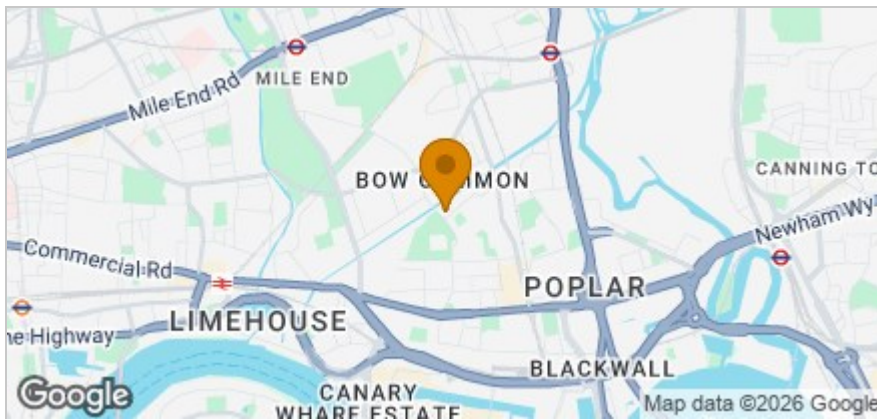
15 Guthridge Close, London, E14 6UG
£2,000 Per month



Floor Plan



Area Map



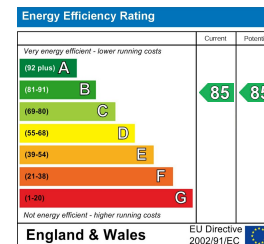
Accommodation

- 575 Sq. ft Approximate Living Space
- Private Terrace
- Open Plan Living Space
- Secure Development
- Heart of E14
- Canary Wharf On Your Door Step
- High Spec Integrated Kitchen
- Bartlett Park
- Excellent Transport Links
- Virtually Edited Garden Furnishings

Viewing

Please contact our Storeys of London Office on 0207-096-0666 if you wish to arrange a viewing appointment for this property or require further information.

Energy Efficiency Graph



These particulars, whilst believed to be accurate are set out as a general outline only for guidance and do not constitute any part of an offer or contract. Intending purchasers should not rely on them as statements of representation of fact, but must satisfy themselves by inspection or otherwise as to their accuracy. No person in this firm's employment has the authority to make or give any representation or warranty in respect of the property.